

Coronavirus (COVID-19), Republic of Korea

Central Disaster
Management HeadquartersCentral Disease
Control Headquarters

Korean

[About COVID-19](#)[Latest Updates](#)[Media Resources](#)[Public Advice & Notice](#)[Guidelines](#)[Latest Updates](#) [Cases in Korea](#)

Cases in Korea

Cases in Korea

Cases of COVID-19 in Korea

Cases in Korea (3.18.00 a.m.)

(ur

Deaths		Hospitalizations with moderate to severe symptoms		New hospitalizations		Confirmed	
Daily	Per 100,000 people	Daily	Per 100,000 people	Daily	Per 100,000 people	Daily	Per 100,000 people
301	0.58	1,049	02.03	1,758	3.40	407,017	788.2

Current status of deaths (3.18.00 a.m.)

(ur

Category	03.12.	03.13.	03.14.	03.15.	03.16.	03.17.	03.18.	Daily a for the
Daily	269	251	200	293	164	429	301	27
Per 100,000 people	0.52	0.49	0.39	0.57	0.32	0.83	0.58	0.1

Current status of hospitalizations with moderate to severe symptoms (3.18.00 a.m.)

(ur

Category	03.12.	03.13.	03.14.	03.15.	03.16.	03.17.	03.18.	Daily a for the
Daily	1066	1074	1158	1196	1244	1159	1049	11
Per 100,000 people	2.06	2.08	2.24	2.32	2.41	2.24	2.03	2.1

Hospitalizations with moderate to severe symptoms: patients receiving isolated treatment through high flow therapy, respirator, ECMO (extracorporeal membrane oxygenation), and CRRT (continuous renal replacement therapy)

Current status of new hospitalizations (3.18.00 a.m.)

(ur

Category	03.12.	03.13.	03.14.	03.15.	03.16.	03.17.	03.18.	Daily a for the
Daily	2195	2075	1613	1837	2138	2082	1758	19
Per 100,000 people	4.25	4.02	3.12	3.56	4.14	4.03	3.40	3.1

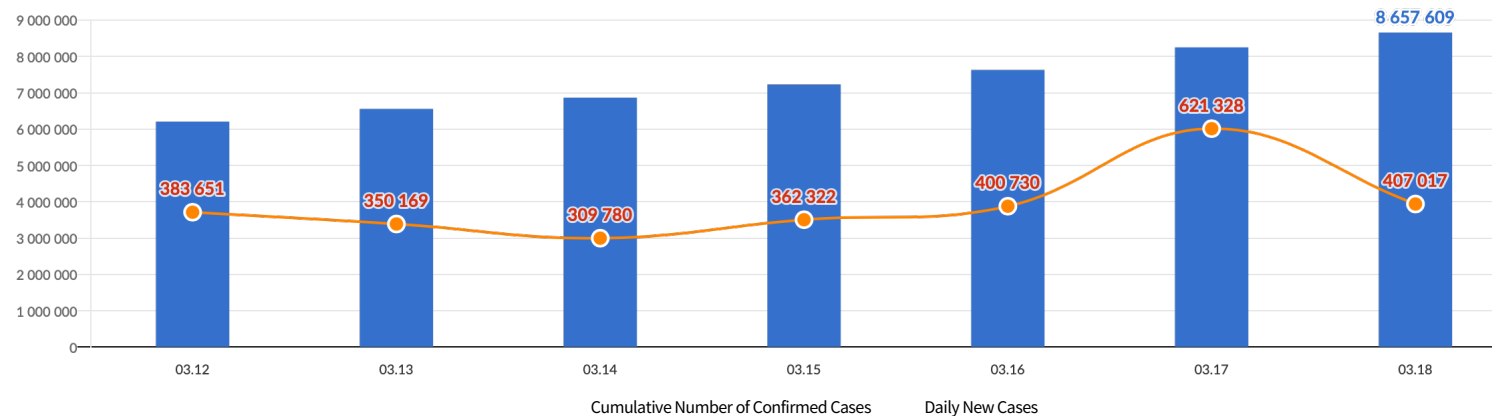
Current status of confirmations (3.18.00 a.m.)

(ur

Category	03.12.	03.13.	03.14.	03.15.	03.16.	03.17.	03.18.	Daily a for the
Daily	383 651	350 169	309 780	362 322	400 730	621 328	407 017	404
Per 100,000 people	742.95	678.11	599.90	701.65	776.02	1203.22	788.20	784

■ Daily and Cumulative Number of Confirmed Cases

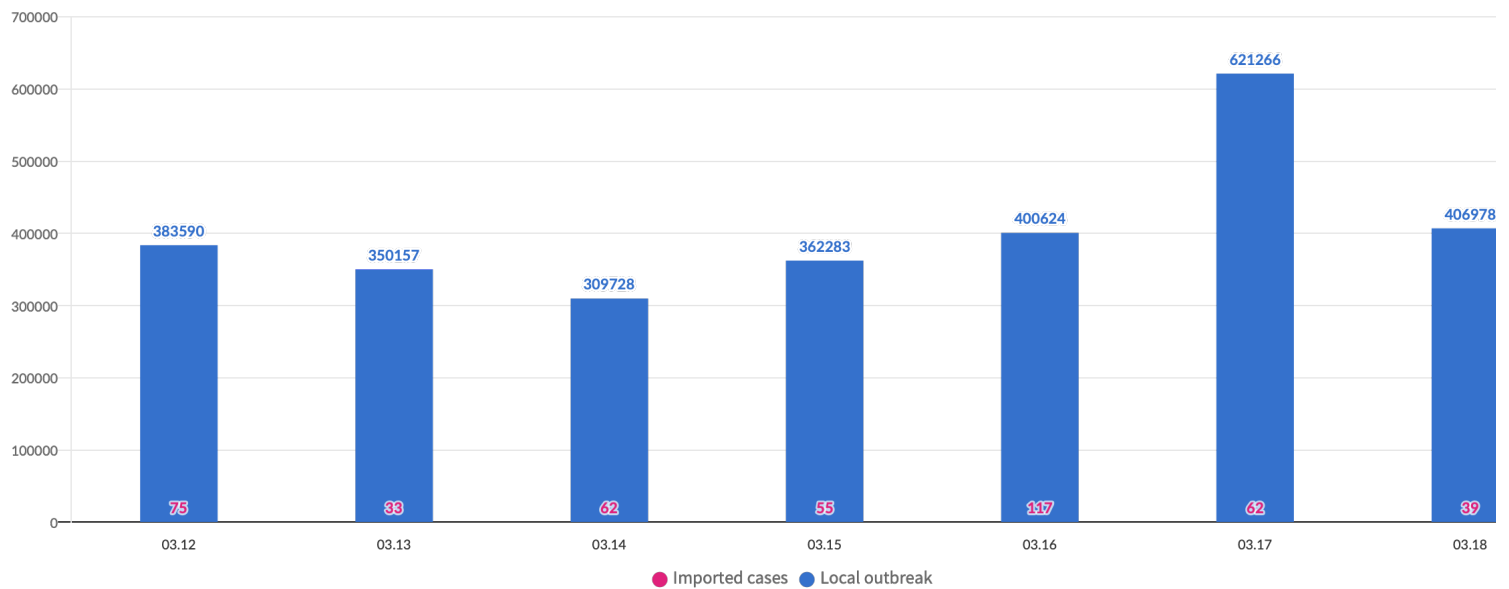
Cumulative Number of Confirmed Cases



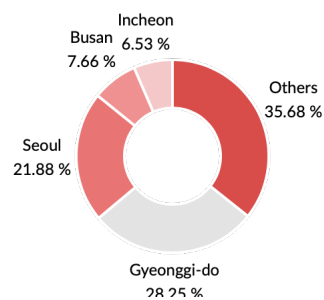
■ Imported Cases (as of 00 on 3.18.)

Classification		Daily Change	Confirmed Cases	(%)
Total		39	30 539	
Country	China	9	439	(1.4%)
	AsiaoutsideChina	15	14 932	(48.9%)
	Europe	12	4 385	(14.4%)
	America	3	8 843	(29.0%)
	Africa	0	1 571	(5.1%)
	Oceania	0	369	(1.2%)
Confirmation stage	Quarantinestage	22	10 359	(33.9%)
	Local	17	20 180	(66.1%)
Nationality	Koreannationals	16	16 966	(55.6%)
	Foreigntnationals	23	13 573	(44.4%)

■ Daily New Cases according to the route of infection



Regional Breakdown of Confirmed Cases (as of 00 on 3.18.)



Number of confirmed cases by gender (3.18.00 a.m.)

Category	Confirmed(%)	Deaths(%)	Fatality rate(%)
Male	4 140 487 (47.82)	5 824 (49.43)	0.14
Female	4 517 122 (52.18)	5 958 (50.57)	0.13

* Fatality rate = Number of deaths/number of confirmed cases

Number of confirmed case by age group (3.18.00 a.m.)

Category	Confirmed(%)	Deaths(%)	Fatality rate(%)
80yearsorolder	213 583 (2.47)	6 514 (55.29)	3.05
70-79	346 800 (4.01)	2 930 (24.87)	0.84
60-69	814 761 (9.41)	1 566 (13.29)	0.19
50-59	1 032 093 (11.92)	514 (4.36)	0.05
40-49	1 343 470 (15.52)	153 (1.30)	0.01
30-39	1 289 849 (14.9)	65 (0.55)	0.01
20-29	1 362 469 (15.74)	30 (0.25)	-
10-19	1 188 545 (13.73)	2 (0.02)	-

0-9	1 066 039 (12.31)	8 (0.07)	-
-----	-------------------	----------	---

* Fatality rate = Number of deaths/number of cor

[Consultation](#)[Community Health Center](#)[Call Center 1339](#)[Area Code + 120](#)[Area Code + 114](#)

Copyright © By MOHW. All Rights Reserved.